

User Manual

**ATLONA**  
**HDMI TO VGA/COMPONENT AND**  
**STEREO AUDIO FORMAT CONVERTER**  
**(NOT HDCP COMPATIBLE)**  
**AT-HD420**



**TABLE OF CONTENTS**

1. Introduction	.....	3
2. Package Contents	.....	3
3. Features	.....	3
4. Specification	.....	3
5. Panel Description	.....	4
5.1. Front Panel	.....	4
5.2. Rear Panel	.....	4
6. Connection and Operation	.....	4
6.1. VGA Connection	.....	4
6.2. Component Connection	.....	5
7. Troubleshooting	.....	5
8. Atlona Product Registration	.....	5
9. Safety Information	.....	6
10. Warranty	.....	7

## INTRODUCTION

The Atlona AT-HD420 converts HDMI to a VGA or component output plus stereo audio. It enables an HDMI source to connect to a PC monitor, Projector or TV. Its high bandwidth capability supports a wide range of PC monitor and HDTV resolutions up to 1920 X 1200 or 1080p.

The converter is also capable of de-embedding audio from the HDMI source and converting it to a stereo 1/8-inch interface. This will allow the user to connect it to a set of speakers, an AVR or any other audio device.

*Note 1. The AT-HD420 is a format converter only; therefore user would have to choose the resolution on the HDMI/DVI source which he/she would want to see on the output. The converter will not scale the signal and therefore it is very important to select the proper resolution on the originating source*

**Note 2. If an HDMI source includes HDCP(High-bandwidth Digital Content Protection), the AT-HD420 output does not support HDCP decryption, therefore no image will display.**

## PACKAGE CONTENTS

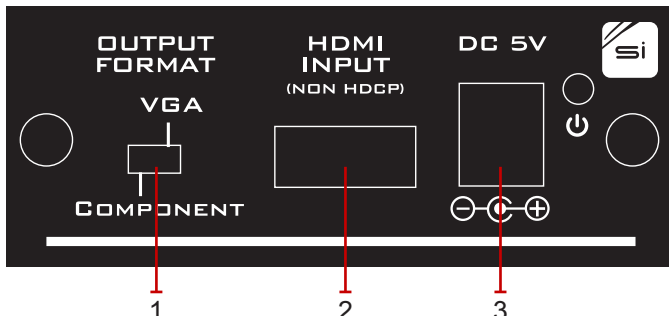
- 1 X AT-HD420 (HDMI to VGA or component video format converter)
- 1 X VGA to 3 RCA adaptor cable
- 1 X 5V DC Power Supply
- 1 X instruction manual

## FEATURES

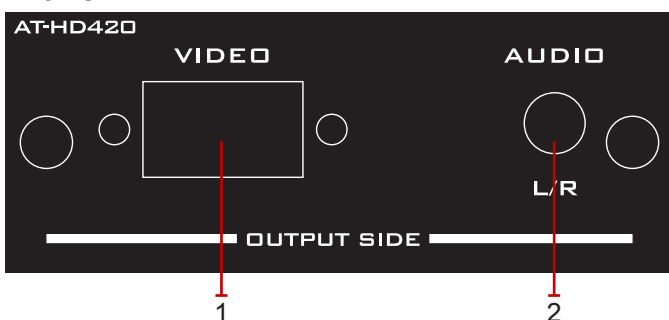
- Supports HDMI input and VGA or component output.
- Allows user to select between VGA or component video output interface.
- Supports VGA VESA resolutions up to 1920x1200 or component video up to 1080p.
- Embedded EDID will simplify the installation procedure. The HD420 will sync up with the source and let the source know to start outputting RGB or YPrPb format depending on the output selection and switch audio to stereo or PCM.
- HDMI 1.2, HDCP 1.1 and DVI compliant.
- DVI Compatible. You can use the HD420 for down converting DVI to VGA or DVI to component video.

## SPECIFICATIONS

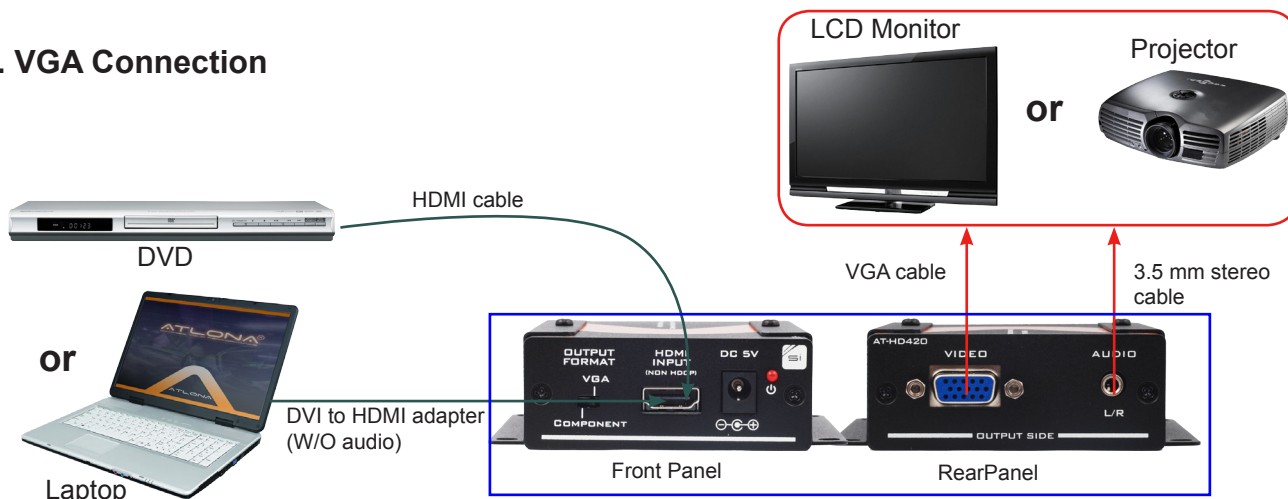
Inputs	1 x HDMI (Type A Female)
Outputs	1 x VGA (HD15 Female), 1 x 1/8 inch stereo audio (3.5mm)
Resolutions	up to 1080p and 1920 X 1200
EDID Compliant	Yes
HDCP Compliant	No
Power Supply	5V DC (universal 110/220V)
Dimensions (W x D x H)	2.99" x 1.18" x 3.62" / 76 x 30 x 92 mm
Weight	0.37LB /172g
Operating Temperature Range	32°F to +104°F (0°C to +40°C)

**PANEL DESCRIPTION**
**5.1. Front Panel**


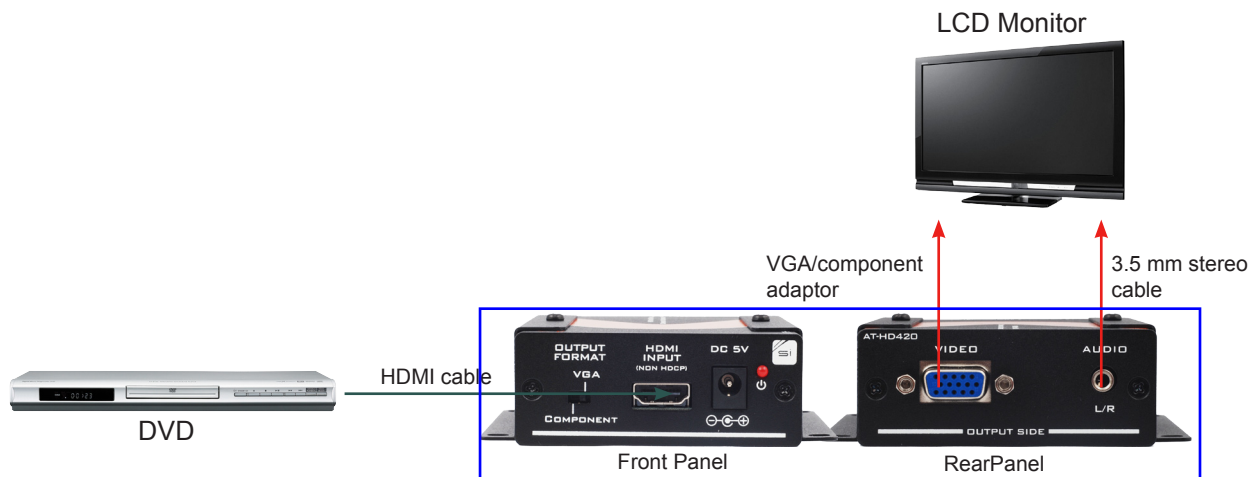
- 1. Output Format switch:** Set the switch to VGA when your HDMI source equipment is connected to a PC monitor or projector. Use a VGA cable to connect between the AT-HD420 VGA out and the VGA input of your PC monitor or a projector. Set the dip switch to component video when your HDMI source equipment is connected to the component video input on an HDTV display. Use the included VGA to 3 RCA adaptor cable to connect the AT-HD420 component out to the component input of your HDTV.
- 2. HDMI input:** Connect the HDMI input port of the AT-HD420 to an HDMI or DVI output port of a source such as a DVD player or PC.
- 3. Power:** Plug the 5VDC power supply into the unit and connect the adaptor to AC wall outlet.

**5.2. Rear Panel**


- 1. VGA/Component:** Connect the output port to the VGA/Component input of a PC monitor, Projector or TV.
- 2. L/R:** stereo audio output via 1/8 inch (3.5mm) stereo jack.

**CONNECTION AND OPERATION**
**6.1. VGA Connection**


## 6.2. Component Connection



### TROUBLESHOOTING

#### 1. No Picture:

- Ensure that the source output resolution is supported by your display. Check displays documentation for list of supported resolutions.
- If your source is a Blu-ray player most purchased media is HDCP (copywrite protected by the studio) protected which is not supported by the AT-HD420.

#### 2. Color Accuracy:

- If the display exhibits a green hue over the image on your HDTV then check the component cable to make sure all colors on the cable connectors match the displays input jacks. If the colors match try another cable as it is possibly defective.

## SAFETY INFORMATION

### Safeguards

To reduce the risk of electric shock, do not expose this product to rain or moisture.

If the wall plug does not fit into your local power socket, hire an electrician to replace your obsolete socket.

Do not modify the wall plug. Doing so will void the warranty and safety features.

This equipment should be installed near the socket outlet and the device should be easily accessible in case it requires disconnection.

### Precautions

FCC Regulations state that any unauthorized changes or modifications to this equipment not expressly approved by the manufacturer could void the user's authority to operate this equipment.

Operate this product using only the included external power supply. Use of other power supplies could impair performance, damage the product or cause fires.

In the event of an electrostatic discharge, this device may automatically turn off. If this occurs, unplug the device, and plug it back in.

Protect and route power cords so they will not be stepped on or pinched by anything placed on or against them. Be especially careful of plug-ins, or cord exit points from this product.

Avoid excessive humidity, sudden temperature changes or temperature extremes.

Keep this product away from wet locations such as bathtubs, sinks, laundries, wet basements and swimming pools.

Use only accessories recommended by ATLONA to avoid fire, shock or other hazards.

Unplug the product before cleaning. Use a damp cloth for cleaning. Do not use cleaning fluid or aerosols, which could enter the unit and cause damage, fire or electrical shock. Some substances may also mar the finish of the product.

Never open or remove unit panels or make any adjustments not described in this manual. Attempting to do so could expose you to dangerous electrical shock or other hazards. It may also cause damage to your AT-HD420. Opening the product will void the warranty.

Do not attempt to service the unit. Instead disconnect it and contact your Authorized ATLONA reseller or contact ATLONA directly.

## Atlona, Inc. ("Atlona") Limited Product Warranty Policy

### Coverage

Atlona warrants its products will substantially perform to their published specifications and will be free from defects in materials and workmanship under normal use, conditions and service.

Under its Limited Product Warranty, Atlona, at its sole discretion, will either:

- A) repair or facilitate the repair of defective products within a reasonable period of time, restore products to their proper operating condition and return defective products free of any charge for necessary parts, labor and shipping
- OR**
- B) replace and return, free of charge, any defective products with direct replacement or with similar products deemed by Atlona to perform substantially the same function as the original products
- OR**
- C) refund the pro-rated value based on the remaining term of the warranty period, not to exceed MSRP, in cases where products are beyond repair and/or no direct or substantially similar replacement products exist.

Repair, replacement or refund of Atlona's products is the purchaser's exclusive remedy and Atlona's liability does not extend to any other damages, incidental, consequential or otherwise.

This Limited Product Warranty extends to the original end-user purchaser of Atlona's products and is non-transferrable to any subsequent purchaser(s) or owner(s) of these products.

### Coverage Periods

Atlona's Limited Product Warranty Period begins on the date of purchase by the end-purchaser. The date contained on the end-purchaser's sales or delivery receipt is the proof purchase date.

#### **Limited Product Warranty Terms – New Products**

- 10 years from proof of purchase date for hardware/electronics products purchased on or after June 1, 2013
- 3 years from proof of purchase date for hardware/electronics products purchased before June 1, 2013
- Lifetime Limited Product Warranty for all cable products

#### **Limited Product Warranty Terms – Refurbished (B-Stock) Products**

- 3 years from proof of purchase date for all Refurbished (B-Stock) hardware and electronic products purchased on or after June 1, 2013

### Remedy

Atlona recommends that end-purchasers contact their authorized Atlona dealer or reseller from whom they purchased their products. Atlona can also be contacted directly. Visit [www.atlona.com](http://www.atlona.com) for Atlona's contact information and hours of operation. Atlona requires that a dated sales or delivery receipt from an authorized dealer, reseller or end-purchaser is provided before Atlona extends its warranty services. Additionally, a return merchandise authorization (RMA) and/or case number, is required to be obtained from Atlona in advance of returns.

Atlona requires that products returned are properly packed, preferably in the original carton, for shipping. Cartons not bearing a return authorization or case number will be refused. Atlona, at its sole discretion, reserves the right to reject any products received without advanced authorization. Authorizations can be requested by calling 1-877-536-3976 (US toll free) or 1-408-962-0515 (US/international) or via Atlona's website at [www.atlona.com](http://www.atlona.com).

### Exclusions

This Limited Product Warranty excludes:

- Damage, deterioration or malfunction caused by any alteration, modification, improper use, neglect, improper packing or shipping (such claims must be presented to the carrier), lightning, power surges, or other acts of nature.
- Damage, deterioration or malfunction resulting from the installation or removal of this product from any installation, any unauthorized tampering with this product, any repairs attempted by anyone unauthorized by Atlona to make such repairs, or any other cause which does not relate directly to a defect in materials and/or workmanship of this product.
- Equipment enclosures, cables, power supplies, batteries, LCD displays, and any accessories used in conjunction with the product(s).
- Products purchased from unauthorized distributors, dealers, resellers, auction websites and similar unauthorized channels of distribution.

### **Disclaimers**

This Limited Product Warranty does not imply that the electronic components contained within Atlona's products will not become obsolete nor does it imply Atlona products or their electronic components will remain compatible with any other current product, technology or any future products or technologies in which Atlona's products may be used in conjunction with. Atlona, at its sole discretion, reserves the right not to extend its warranty offering in instances arising outside its normal course of business including, but not limited to, damage inflicted to its products from acts of god.

### **Limitation on Liability**

The maximum liability of Atlona under this limited product warranty shall not exceed the original Atlona MSRP for its products. To the maximum extent permitted by law, Atlona is not responsible for the direct, special, incidental or consequential damages resulting from any breach of warranty or condition, or under any other legal theory. Some countries, districts or states do not allow the exclusion or limitation of relief, special, incidental, consequential or indirect damages, or the limitation of liability to specified amounts, so the above limitations or exclusions may not apply to you.

### **Exclusive Remedy**

To the maximum extent permitted by law, this limited product warranty and the remedies set forth above are exclusive and in lieu of all other warranties, remedies and conditions, whether oral or written, express or implied. To the maximum extent permitted by law, Atlona specifically disclaims all implied warranties, including, without limitation, warranties of merchantability and fitness for a particular purpose. If Atlona cannot lawfully disclaim or exclude implied warranties under applicable law, then all implied warranties covering its products including warranties of merchantability and fitness for a particular purpose, shall provide to its products under applicable law. If any product to which this limited warranty applies is a "Consumer Product" under the Magnuson-Moss Warranty Act (15 U.S.C.A. §2301, ET SEQ.) or other applicable law, the foregoing disclaimer of implied warranties shall not apply, and all implied warranties on its products, including warranties of merchantability and fitness for the particular purpose, shall apply as provided under applicable law.

### **Other Conditions**

Atlona's Limited Product Warranty offering gives legal rights, and other rights may apply and vary from country to country or state to state. This limited warranty is void if (i) the label bearing the serial number of products have been removed or defaced, (ii) products are not purchased from an authorized Atlona dealer or reseller. A comprehensive list of Atlona's authorized distributors, dealers and resellers can be found at [www.atlona.com](http://www.atlona.com).

## **Atlona, Inc Product Registration**

Thank you for purchasing this Atlona product. - We hope you enjoy it and will take an extra few moments to register your new purchase.

Registration creates an ownership record if your product is lost or stolen and helps ensure you'll receive notification of performance issues and firmware updates.

At Atlona we respect and protect your privacy, assuring you that your registration information is completely secure. Atlona product registration is completely voluntary and failure to register will not diminish your limited warranty rights.

To register go to: <http://www.atlona.com/registration>